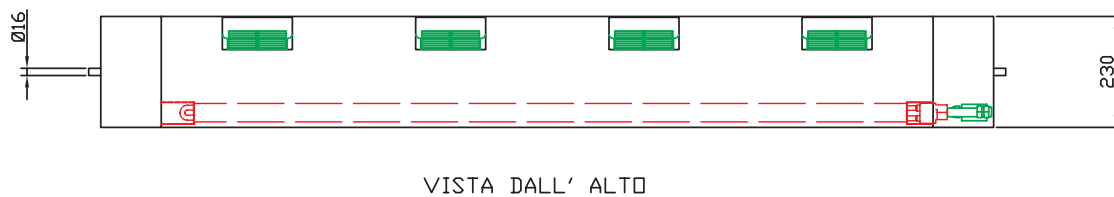
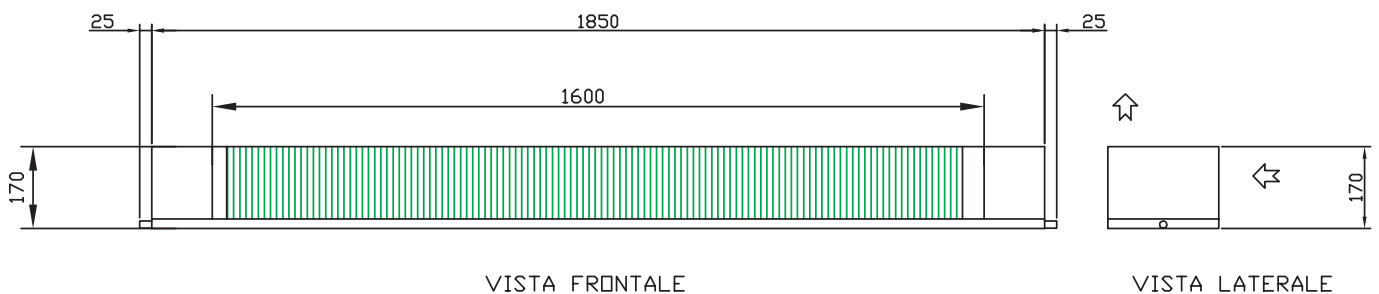



VENTILCONVETTORE Versione SP 200/2000
FAN COIL UNITS SP Version 200/2000



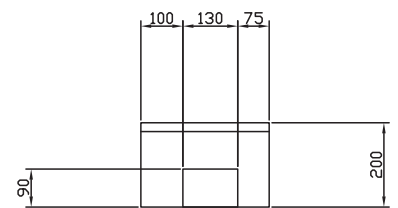
Ø Tubi scarico condensa = 15 mm
N.B. Entrata tubazioni idrauliche da stabilire

I dati pubblicati possono essere modificati senza preavviso.
The printed data could be modified without any notice.

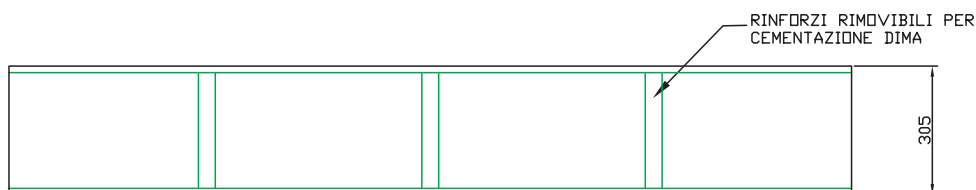
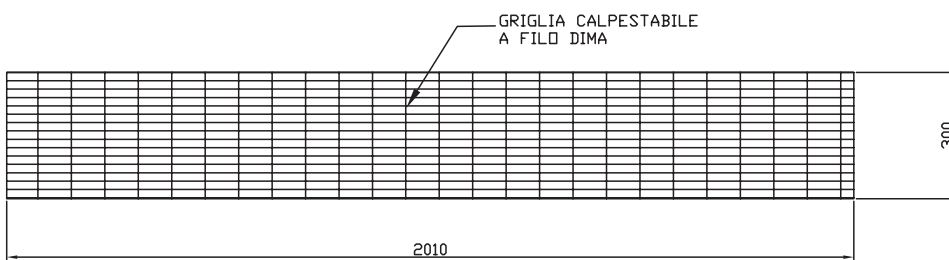
DIMA VENTILCONVETTORE Versione SP 200/2000
FAN COIL UNITS SP Version 200/2000



VISTA FRONTALE



VISTA LATERALE



VISTA DALL' ALTO

Ø Tubi scarico condensa = 15 mm
N.B. Entrata tubazioni idrauliche da stabilire

I dati pubblicati possono essere modificati senza preavviso.
The printed data could be modified without any notice.